

19



Eur pälsch s Patentamt
Eur pean Patent Offic
Office européen des brevets



11 Publication number:

0 223 399 B1

12

EUROPEAN PATENT SPECIFICATION

49 Date of publication of patent specification: 20.04.94 51 Int. Cl.⁵: C12N 15/11, C12N 15/82

21 Application number: 86307850.7

22 Date of filing: 10.10.86

54 Effecting somatic changes in plants through the use of negative strand RNAs.

30 Priority: 16.10.85 US 788002

43 Date of publication of application:
27.05.87 Bulletin 87/22

45 Publication of the grant of the patent:
20.04.94 Bulletin 94/16

84 Designated Contracting States:
AT BE CH DE FR GB IT LI LU NL SE

55 References cited:
EP-A- 0 126 546

Izant, J.G. and Weintraub, H. (July 1985), *Science* 229, pp345-352.

PROCEEDINGS OF THE JAPAN ACADEMY, vol. LIX, no.10, 1983, Series B (Tokyo)
T.MIZUNO et al. "Regulation of Gene Expression by a Small RNA in Transcript (mic RNA) in *Escherichia coli* K-12" pages 335-338

PROCEEDINGS OF THE NATIONAL ACADEMY OF SCIENCES OF THE UNITED STATES OF AMERICA, vol. 81, no.7, April 1984 (Baltimore, USA) T.MIZUNO et al. "unique mechanism regulating gene expression: Translational inhibition by a complementary RNA

transcript (mic RNA)" pages 1966-1970

73 Proprietor: AGRACETUS, INC.
8520 University Green
Middleton, Wisconsin 53562(US)

72 Inventor: McCormick, Francis P.
921 Ramona Avenue
Albany California 94706(US)
Inventor: Barton, Kenneth A.
1718 Aurora Street
Middleton Wisconsin 53562(US)
Inventor: Swain, William F.
4922 Marathon Drive
Madison Wisconsin 53705(US)

74 Representative: Bentham, Stephen et al
J.A. KEMP & CO.
14 South Square
Gray's Inn
London WC1R 5LX (GB)

EP 0 223 399 B1

Note: Within nine months from the publication of the mention of the grant of the European patent, any person may give notice to the European Patent Office of opposition to the European patent granted. Notice of opposition shall be filed in a written reasoned statement. It shall not be deemed to have been filed until the opposition fee has been paid (Art. 99(1) European patent convention).

Description

The present invention relates to the field of the application of recombinant DNA technology to the genetic transformation, or genetic engineering, of higher plants. More specifically, the invention relates to a strategy for effecting somatic changes in higher plants through the use of negative RNA strands, so as to control gene expression in plants or to achieve other useful somatic effects, such as disease resistance.

It has now become possible to construct fragments, of genetic material, i.e. DNA, *in vitro*, and to transform those fragments into plasmids contained in bacteria. It has also become possible to use cloned fragments, or to clone entire genes, in bacterial plasmids known as vectors, which can carry those fragments, or genes into other cells. Suitable vectors have been developed which can be used to genetically transform individual plant cells from which full, intact, plants can be regenerated. It has been documented that foreign genes can be stably inserted into the genome of plant cells, and that whole, intact, somatically normal and reproductively competent plants can be reconstructed therefrom. K. A. Barton, et al., Regeneration of Intact Tobacco Plants Containing Full-Length Copies of Genetically Engineered T-DNA, and Transmission of T-DNA to R1 Progeny, 32 Cell 1033 (April 1983). Investigators have reported that they have been able to introduce complete foreign genes into plant cells, and obtain gene expression in those plant cells, with the understanding and expectation that the cells are capable of being regenerated into whole, intact, plants. European patent application: EP-A-0 126 546 PCT application number WO84/02920 and WO84/02913, both filed January 16, 1984 (Fraley). In general, inserted genes will function in plants only when constructed as chimeric insertions with proper plant gene control regions appropriate for plant systems.

Most of the current strategies used for creating genetically engineered plants involve modification on a cellular level of plant cells through the use of the natural plant transforming agent Agrobacterium tumefaciens, which has the natural ability to infect dicotyledonous plants and to transfer a certain portion of the DNA (referred to as T-DNA) of the A. tumefaciens into the plant cell. Other techniques have been proposed, not involving A. tumefaciens, for transforming individual plant cells, particularly protoplasts, of both dicots and monocots. The principle obstacle to successful genetic engineering of a wide number of plant species at present is the difficulty in regenerating many plant species from callus culture or protoplasts. For those species for which regeneration techniques are currently available, genetic transformation of cells in culture can result in full foreign gene expression in intact otherwise normal plants. For plant species for which regeneration techniques are not presently refined, once those techniques are developed, regular genetic transformation of intact plants of those plant species will become a common practice.

Once it is possible to genetically engineer a plant species, the question then becomes what logical genetic transformations can be achieved in the plant in order to make the plant more suitable for the agricultural or horticultural uses for which it is normally intended. One common strategy for the utilization of genetic engineering in plants is to introduce exogenous protein genes into plants to cause expression in the plant of a protein which may be useful for one or more purposes, such as disease resistant, insect resistance, enzymatic activity, utility as a food ingredient, etc.

The invention described here provides an alternative strategy for the use of genetic engineering technology in plants to achieve useful somatic changes to plants, not involving the expression of any exogenous proteins, but instead controlling the expression of an endogenous protein or the operation of a protein gene or other DNA or RNA factor naturally introduced into the plant cells through outside agents, such as agents of disease or infection.

It has been previously recognized that artificially constructed negative strand RNAs will hybridize with complementary RNAs *in vivo*. This phenomenon has been utilized to investigate the regulatory mechanisms of gene expression in E. coli. Mizuno et al., Regulation of Gene Expression by a Small RNA Transcript (mic RNA) in Escherichia coli K-12, 10 Proc. Japan Acad. 59, Ser. B, pp. 335-338 (1983), Mizuno et al., A Unique Mechanism Regulating Gene Expression: Translational Inhibition by a Complementary RNA Transcript (mic RNA), 81 Proc. Natl. Acad. Sci. USA, pp. 1966-1970 (1984).

The present invention relates to a method for performing useful genetic transformations of plants to achieve useful somatic changes in the plants themselves, not specifically involving the expression of exogenous proteins. The method involves the introduction into the plant genome of DNA sequences constructed for the transcription of negative strand RNA which is substantially complementary to target endogenous or naturally introduced RNA strands, whose function it is desired to inhibit so as to prevent either the expression of an endogenous protein gene or the operation of a naturally introduced RNA or DNA, such as occurs through certain types of parasitic or disease infection.

It is an object of the present invention to provide a strategy for genetically engineering plants to create plants having useful somatic characteristics without necessarily causing the expression of exogenous

proteins.

It is another object of the present invention to provide a method for controlling endogenous gene expression in plants in general.

Other objects and advantages of the present invention will become apparent from the following
5 specification.

In the drawings:

Fig. 1 is a schematic diagram showing the restriction enzyme map for plasmid pOM5H2, a starting material in one of the examples of the present invention;

Fig. 2 is a schematic diagram of the tobacco mosaic virus RNA;

10 Fig. 3 is a schematic diagram showing the plasmid manipulations according to a method detailed in Example 1 below;

Fig. 4 is a schematic diagram showing the plasmid manipulations according to an alternate method detailed in Example 1 below; and

Fig. 5 is a schematic diagram showing the plasmid manipulations detailed in Example 2 below.

15 In summary, the present invention describes a generalized strategy to effect somatic changes in higher plants by the use of DNA sequences inserted into the genome of the plants to cause the transcription of specific negative RNA strands which will hybridize with selected target RNA strands to selectively inhibit the translation, reverse transcription, or other operation on, or function of, the target RNA sequence. The hybridization of the negative RNA strand to the target RNA can be used directly to control (i.e. inhibit)
20 expression of an endogenous gene, if the target RNA strand is an mRNA transcript of a normally expressed gene in a plant cell. This invention can also be used to inhibit certain disease processes, such as the reverse transcription, translation, or replication of an RNA virus sequence. It may also prove useful as a gene regulator to hybridize with RNA strands which may otherwise react with promoters or suppressors in RNA processing, or other regulators, to control gene expression.

25 In normal nuclear conditions *in vivo*, DNA is double stranded and transcription of the DNA, to create RNA, is generally asymmetrical. The asymmetry is that the transcription promoter is oriented relative to one end of a DNA coding sequence such that one, and only one, strand of the DNA is transcribed. The RNA produced by such normal transcription is presumably useful to the organism and is designated positive strand RNA. The RNA sequence which is the base-pair complement of a positive strand RNA is referred to
30 as negative strand RNA. The negative strand RNA can be produced by transcription of the opposite DNA strand relative to that which is normally transcribed. Because of the asymmetry of promoter transcription initiation, transcription of the opposite DNA strand does not naturally occur. Negative strand RNA creation thus involves the creation of chimeric genes having transcription regulating signals on a double stranded DNA sequence in the opposite or reverse orientation from that which normally produces the positive strand
35 RNA.

A negative strand RNA, as the term is used herein, refers to a specific RNA strand, coded by specially constructed DNA sequence, which has substantial complementarity to a target RNA strand previously selected. The complementary portion of the negative RNA strand must be sufficient in length and
40 sufficiently complementary to the target RNA sequence so that sequence recognition will occur under normal cytoplasmic conditions with the target RNA sequence selected. The sequence recognition will normally occur in the form of hybridization of the positive and negative strand RNAs to inactivate the positive strand RNA but may also include other RNA to RNA interactions which serve to interfere with positive strand RNA activity.

45 As used herein, a negative RNA DNA sequence is a chimeric DNA sequence specifically constructed and adapted to be used in a plant transcription vector to transform a plant to cause the plant to transcribe a pre-selected negative RNA strand. The negative RNA DNA sequence will require a promoter to initiate negative RNA sequence transcription. The transcription itself will be normal although on the opposite DNA strand from usual. The negative RNA DNA sequence may or may not include polyadenylation or ribosome-binding sequences. If it is desired that the reverse RNA sequences be constitutive in the cytosol of the
50 plant cells, then polyadenylation or some other form of 3' end processing or termination signal may be appropriate.

The target RNA as used in the present invention refers to an endogenous or naturally occurring RNA sequences. Endogenous sequences would typically be mRNA sequences created during the process of expression of an endogenous or engineered gene contained in the plant genome. Other endogenous RNA
55 sequences include snRNAs, scrRNAs, rRNAs, tRNAs, etc. Other naturally occurring target RNA sequences, as the term is used herein, are RNA sequences introduced into the plant cell by natural biological processes, such as parasitism or disease. Examples include the RNA of viruses and RNAs created by DNA of bacterial origin.

Examples of the practice of the present invention detailed herein relate specifically to tobacco plants and expression vectors operable in dicots. Tobacco was chosen as a model system for these examples primarily because of the present capability to regenerate tobacco plants from transformed individual tobacco cells, in a manner now known in the art. The expression vectors utilized herein are demonstrably capable of operation in cells of many dicotyledonous plants both in tissue culture and in whole plants. The invention disclosed herein is thus operable in dicotyledonous species to transform individual plant cells and to achieve full, intact plants in dicot plant species which can be regenerated from transformed plant calli. For those species not presently regenerable, the present invention is fully operable when the techniques for such regeneration become developed. In addition, chimeric expression vectors are also known and have been described in the literature which have been demonstrated to be operable in cells of some monocots, in particular in maize or corn at least in tissue culture. It is thus reasonable to expect that these vectors will also be operable in whole monocot plants when the techniques for regenerating these plants are developed. The present invention is thus applicable to monocots as well as to dicots. It is intended within the scope of the present invention that the negative RNA strand activity is intended to effect a somatic change in the regenerated whole plant and its progeny. This somatic change may be morphological, such as when the expression of an endogenous gene is inhibited, or may be a somatic change only exhibited during a challenge to the plant, such as disease, drought, or other stress resistance.

The present invention may be better understood by reference to the following examples, which are intended to be exemplary and not limiting:

Example 1

Disease Resistance

Tobacco Mosaic Virus RNA

This example is directed toward the inhibition of the cellular disease process triggered by invasion of the tobacco mosaic virus. Tobacco mosaic virus (TMV) is a plant positive strand RNA virus whose RNA is translated and replicated as part of the disease process in the infected cell. The positive strand RNA of TMV is injected into the cytosol of an infected plant cell. Two genes on the positive strand RNA are then translated to produce two protein products which trigger, in turn, the production of a negative strand complement of the TMV RNA. The complement strand serves as a template for positive strand replication while two more subgenomic positive strand RNAs are translated into other proteins, one of which is the coat protein. The replicated positive strand RNAs are packaged by the coat proteins to make new TMV.

The strategy of this example is to transform plant cells so that they will constitutively transcribe negative RNA strands which will hybridize with the target RNA strand, and in this case the target RNA strand is the TMV RNA itself (the positive strand). To effectively neutralize the target TMV RNA by hybridizing to it so it is either not replicated by TMV host functions or not translated by the host functions. In this fashion it is proposed to enhance plant resistance to tobacco mosaic virus infection, and to validate a model for inducing similar resistance in plants, to virus infection or to any pathogenesis which involves functioning of a pathogen nucleic acid in a host plant cell.

A plasmid has been described which contains a cDNA sequence which is the reverse transcript of a large part of the RNA of the tobacco mosaic virus. This plasmid is known as pOM5H2 (Meshi et al. *Virology*, 118: 64-65 (1982)). A restriction enzyme mapping of the pOM5H2 plasmid is illustrated in Fig. 1. The relationship of the pOM5H2 cDNA sequence to the entire TMV RNA is illustrated in Fig. 2. The cDNA segment is approximately 2 kilobases long and contains approximately 1/3 of the entire viral sequence, beginning from the 3' end. The cDNA sequence includes the 3' non-coding region, which has been reported for other distinct but similar viruses to have specific, unique structural features essential to viral replication in the infected cell (Ahlgquist et al., *Plant Mol. Biol.* 3: 37-44 (1984)). From the location of the restriction sites in the plasmid pOM5H2, which can be determined from the method of construction of the plasmid, and from the sequence of TMV derived from other cDNA clones of TMV sequences, it is apparent that digestion with the restriction endonuclease Pst I yields the entire cDNA insert, which can thus be excised intact from the plasmid. Alternatively, digestion of the plasmid with the restriction enzyme Hinf I yields several fragments. One of the fragments from Hinf I digestion, designated Hinf IB (shown in Fig. 1), represents nucleotide position 5698 to 6365 of the sequence of the tobacco mosaic virus genome, and contains the coat protein coding region, 11 nucleotides at the 5' end of the sequence which are non-coding and a significant portion (174 of 203 base pairs) of the non-coding replication sequence at the 3' end of the coding region. Thus from the vector pOM5H2 two alternative techniques were used to obtain negative RNA strands which are

useful in inhibiting the successful invasion of a host plant cell by an invading TMV virus. One technique was to cause construction of a negative transcript of the Pst I fragment, which would thus be a 2kb negative strand which could hybridize to the 3' most one-third of the viral RNA in the cell. The other technique was to use the Hinf IB fragment to cause construction of a negative transcript of the coat protein coding region to hybridize to the coat protein portion of the viral RNA or to the coat protein mRNA during protein synthesis. Both techniques were followed.

Coat Protein Negative RNA Strand

The Hinf IB fragment created by Hinf I digestion of pOM5H2 was separated from the Hinf I digest by electrophoresis. The fragment was then treated with T4 DNA polymerase to generate a blunt-ended fragment. The resulting blunt-end fragment was then blunt-end ligated with plasmid pUC12, which had been previously digested with Hinc II. The product of this blunt-end ligation is a plasmid pCMC1050 which contained the pOM5H2 Hinf IB fragment flanked by several unique restriction sites. The general scheme of this process is illustrated in Fig. 3.

The recombinant plasmid pCMC1050 was then digested with restriction enzymes Pst I and Bam HI to generate two fragments, the smaller of which was then selected and isolated for ligation with pCMC66. Plasmid pCMC66 is an intermediate expression vector having the promoter sequence and the polyadenylation sequence from the nopaline synthase gene from A. tumefaciens, which is operative in plants, inserted into a vector having useful unique restriction sites located adjacent to the promoter and the polyadenylation sequence. The vector pCMC66 had been previously digested with Pst I and Bgl II. The ligation resulted in a plasmid, designated pCMC1054, which carries the TMV Hinf IB fragment in an inverse orientation with respect to the reading direction of the nopaline synthase promoter and polyadenylation sequences. The orientation of the Hinf IB fragment in pCMC1054 is dictated by the restriction site ends left on the fragment which will allow ligation into the digested pCMC66 only in the desired inverted orientation. By inversion in this sense it is meant that the normal reading direction of the TMV fragment is oppositely oriented with the normal transcription direction of both the promoter and the polyadenylation sequence of the host vector. The plasmid pCMC1054 is an intermediate transcription and expression plasmid constructed to enable transcription of a negative RNA strand complementary to the target RNA transcript encoded by the coat protein coding region of the TMV genome. In addition, the negative RNA strand transcript encoded by this vector also contains a region complementary to a substantial portion of the 3' non-coding region of the TMV genome.

In order to prepare the intermediate expression vector, pCMC1054, for transfer into a plant genome, the plasmid was digested with restriction enzyme Sal I and a transfer vector pCMC92 was also digested with Sal I. The transfer vector pCMC92 contains the T-DNA border regions from the Ti-plasmid of A. tumefaciens and also contains a kanamycin resistance coding gene (APH 3' II) which functions in plants and plant cells to allow selection for kanamycin resistance of plant cells which have stably taken up and are expressing the transforming DNA. The T-DNA border regions are indicated by the arrowhead symbols and the designations RB (right-border) and LB (left-border) in Figs. 3-5. The plasmid pCMC92 also includes a series of restriction sites (SstI, SmaI/XmaI, BamHI, XbaI, SalI) upstream of the APH 3' II gene. The APH 3' II gene in pCMC92 includes an appropriate promoter (nopaline synthase) and termination sequence (also nopaline synthase). The two fragments are ligated together to form a plant expression vector, designated pCMC1060, illustrated at the bottom of Fig. 3. The expression vector, pCMC1060, contains the antibiotic resistance gene (APH 3' II) together with an expression cassette consisting of the nopaline synthase (Nos) promoter and polyadenylation sequence, oriented in reversed orientation to the TMV sequence including the coat protein coding region. In addition, of course, the vector contains the A. tumefaciens border regions of the T-DNA of the Ti plasmid.

After confirmation of the structure of pCMC1060, E. coli containing the plasmid were conjugated with A. tumefaciens strain LBA4404 and preferential selection was made for A. tumefaciens conjugants which contained the pCMC1060 plasmid therein. The resulting A. tumefaciens strain was used to transform tobacco tissue of variety Havana 425 by stem inoculation techniques known in the art. Transformed tobacco cells from the stem inoculation were selected in tissue culture for resistance to kanamycin. The resulting cultures were subsequently assayed and shown to express the gene expressed by the antibiotic resistance marker (aminoglycoside 3' phosphotransferase II). The cultures were successfully assayed for said transformation marker protein, and callus cultures of these transformed cells were then regenerated using standard techniques into whole intact plants.

Ten of the regenerated tobacco plants produced from the transformation with pCMC1060 referred to above were then challenged with tobacco mosaic virus. The plants were inoculated with common strain

TMV through a standard protocol. The virus was mixed in an aqueous solution in a buffer. Fine corundum was then mixed in with the virus as an abrasive. A gauze pad was then dipped in the abrasiv /virus mixture and rubbed on half a leaf of the tobacco plant. The density of the virus content in the buffer solution was adjusted experimentally until it was at a level which would produce approximately 100 lesions per leave in a control non-transformed Havana 425 tobacco plant. This density corresponded approximately to an optical density. Several leaves on each plant were inoculated. Havanna tobacco plants are normally local lesion hosts for TMV, meaning that infection leads to small localized lesions. It was therefore the intent to inoculate the plants with TMV and ascertain from the gross number and size of lesions a measure of the quantitative effectiveness of the plant's resistance to TMV. Of the twenty-four regenerated transformed plants so exposed, most exhibited a lesion number comparable to that contained in the control plants, i.e. on the order of 100 per leaf. It would be expected that the transformed plants would vary highly in their effectiveness of expression of the chimeric gene due to the random nature of the insertion of the chimeric gene into the plant genome. Eight plants exhibited unusual response to the inoculation procedure indicating a level of quantifiable resistance to infection by the virus. These eight plants had lesion counts that averaged one-tenth as high (i.e on the order of 10) as the control plants. This is an indication that these eight regenerates exhibited a measure of resistance to TMV. These regenerates are currently being reproduced to verify that the trait is fully inheritable.

Alternative Negative Strand RNA for TMV

A similar process was also followed for the Pst I fragment of pOM5H2. The plasmid pOM5H2 was digested with Pst I and the smaller of the resulting fragments was ligated into the expression plasmid pCMC66, which also had been previously digested with Pst I. Two plasmids were obtained by this process, which differed only in the direction of their orientation of the TMV fragment with relation to the host portion of pCMC66. The two plasmids were designated pCMC1052 and pCMC1053. Restriction mapping was done on both plasmids which demonstrated that pCMC1052 carried the TMV fragment in an inverted orientation with respect to the nopaline synthase promoter region and polyadenylation sequence. In other words, it was again intended that the promoter be oppositely oriented relative to the normal reading direction of the gene so that transcription of the gene would yield a negative-strand RNA complementary to the natural viral RNA strand.

Once pCMC1052 was obtained, the resulting plasmid manipulations were identical to those described above with pCMC1050, with pCMC1052 and its progeny being substituted for pCMC1050 and its progeny, resulting in a plant expression vector, designated pCMC1061. The resulting transformed plants have been regenerated and will be analyzed in a similar fashion as described above with the plants transformed with pCMC1060.

Example 2

Inhibition of Endogenous Gene Expression

- Nopaline Synthase

In demonstrating the ability to inhibit expression of an endogenous gene, tobacco plants were selected carrying an endogenous gene for nopaline synthase (Nos). This gene is not normally present in tobacco plants, but has been introduced, through genetic manipulation, into a line of somatically normal, fertile, stable tobacco plants which transmit the intact nopaline synthase gene to their progeny through normal genetic inheritance (Barton et al., Cell 32: 1033-1043 (1983)). Thus, for the purposes of demonstrating this principle, this gene and its expression can be considered endogenous in this plant line. To demonstrate inhibition of the phenotypic expression of this model endogenous gene, a chimeric gene was constructed which directs the synthesis of a negative RNA strand complementary to a large portion of the middle region of the nopaline synthase messenger RNA (mRNA). The fragment chosen was 824 base pairs long. This chimeric gene was constructed and introduced into the genome of cells from this plant line, referred to as HADH plants.

Construction of the chimeric gene and the transfer plasmid to transform plant cells with that gene is diagrammed in Fig. 5. A fragment of the nopaline synthase gene was prepared from a plasmid, pCMC1, by double digestion with Cla I and Sph I. The fragment is separated from the other gene fragments by electrophoresis and ligated with plasmid pUC18, which had previously been digested with Acc I and Sph I. The result of this ligation, designated pUCNos, contained the nopaline synthase fragment flanked by several

useful and plasmid unique restriction sites. The fragment of the nopaline synthase gene included within the plasmid represented more than half the total length of the nopaline synthase gene.

The plasmid pUCNos was then digested with Hind III and Sma I to yield two fragments, the smaller of which was selected. That fragment was ligated in an orientation specific manner to expression vector pCMC60, which had been previously digested with Hind III and Sma I, to yield an intermediate expression cassette for a negative RNA strand complementary to the Nos mRNA, designated pCMC60Nos.

To prepare the vector for transforming plant cells, plasmid pCMC60Nos was digested with Xho I. The resulting fragment was ligated into two vectors, pCMC91 and pCMC92, both of which have been previously digested with Sal I. Because there are two directions in which the Nos gene could be inserted into each of the two vectors, there were four transfer vectors created, and these were designated 91NosRA, 91NosRB, 92NosRA and 92NosRB, where 91 and 92 refer to the transfer vector employed in the construction. The A and B notation refers to the two possible orientations of the Nos negative RNA strand produced by the expression cassette relative to the orientation of the dominant selectable marker (kanamycin resistance gene - APH 3' II).

Tobacco stems of variety HADH were inoculated and transformants selected for kanamycin resistance, as described with reference to Example 1 above. Transformant cultures were produced and identified which had putatively been transformed by the chimeric gene coding for the negative RNA stand for the Nos gene. These cultures were all assayed for nopaline production and were found to produce no nopaline.

The following plasmids have been deposited the American Type Culture Collection, Rockville, MD, U.S.A. (ATCC) under the terms of the Budapest Treaty on the International Recognition of the Deposit of Microorganisms for the Purposes of Patent Procedure and Regulations thereunder (Budapest Treaty) and thus are maintained and made available according to the terms of the Budapest Treaty. Availability of such strains is not to be construed as a license to practice the invention and contravention of the rights granted under the authorities of any government in accordance with its patent laws.

The deposit of plasmids have been assigned the indicated ATCC deposit numbers. The plasmids have also been deposited with the Master Culture Collection (CMCC) of Cetus Corporation, Emeryville, California, U.S.A., and assigned the following indicated CMCC deposit numbers.

<u>Plasmid</u>	<u>CMCC Deposit No.</u>	<u>ATCC Deposit No.</u>
pCMC1 in <u>E.Coli</u> MM294	1985	39641
pCMC92 in <u>E.Coli</u>	2306	53093
pCMC91 in <u>E.Coli</u>	2307	53094
pCMC1060 in <u>E.Coli</u>	2401	53243
pCMC1061 in <u>E.Coli</u>	2400	53242

The deposited plasmids listed above, pCMC1060 and pCMC1061, not only are illustrative of the embodiment of this invention used by the inventors here, but are also adaptable for use as vectors for practice of the method disclosed here for other target RNA strands. For example, and most simply, plasmid pCMC1061 can be digested with Sal I to yield two smaller plasmids, pCMC1052 and pCMC92, reversing the last step in Fig. 4. The plasmid pCMC66 can be recovered from pCMC1052 by digestion with Pst I. The two plasmids pCMC66 and pCMC92 can then be used with any DNA sequence coding for a target RNA of interest to construct an expression and transfer plasmid capable of causing the transcription of the desired negative strand RNA in plant cells.

The invention also covers a morphologically normal plant comprising cells which have in their genome a chimeric DNA sequence which causes the transcription of a negative strand RNA sufficiently complementary to a target RNA strand so that the negative RNA strand will specifically associate with the target RNA strand to inhibit target RNA strand activity in the plant cells.

The target RNA strand may be a messenger RNA and the inhibited activity is the expression of an endogenous gene in the plant cells. Alternatively the target RNA strand may be at least a portion of the RNA of a virus.

The chimeric DNA sequence in the plant cells may comprise a promoter normally operable in plant cells; and a DNA coding sequence located 3' of the promoter and coding for at least a portion of the target

DNA strand, the orientation of the DNA coding sequence being reversed relative to the promoter from its normal reading direction. The chimeric DNA sequence may further comprise a polyadenylation sequence normally operable in plants located 3' of the transcribed sequence.

Seeds produced by these plants are also within the scope of the invention.

5

Claims

1. A method for effecting somatic changes in higher plants comprising the step of:
 10 introducing into a plant a DNA sequence including a promoter normally operable in plant cells and a coding sequence located 3' of the promoter, the orientation of the coding sequence being reversed relative to the promoter from its normal reading direction, which coding sequence causes transcription of a negative strand RNA having sufficient complementarity to an endogenous target RNA strand; or
 introducing into a plant a DNA sequence which causes the transcription of a negative strand RNA having sufficient complementarity to a target pathogenic RNA strand;
 15 sufficient complementarity being such that the negative strand RNA will effectively bind to the target RNA strand to inhibit target RNA strand activity in vivo.
2. A method as claimed in claim 1 wherein the target RNA strand is a messenger RNA and the inhibited activity is the expression of an endogenous protein.
- 20 3. A method as claimed in claim 1 wherein the target RNA strand is at least a portion of a pathogen RNA.
4. A method as claimed in claim 3 wherein the target RNA strand is the RNA of tobacco mosaic virus.
- 25 5. A method as claimed in claim 1 wherein the step of introducing the DNA sequence into the plant comprises the steps of
 constructing in a bacterium an expression vector plasmid including a promoter normally operable in plant cells and a DNA sequence coding for at least a portion of the target DNA located 3' of the promoter, the orientation of the DNA sequence being reversed relative to the promoter from its normal reading direction,
 30 transforming plant cells in culture with the expression vector from the expression vector plasmid, so that the transformed plant cells transcribe the negative RNA strand, and regenerating the transformed plant cells into whole plants.
- 35 6. A method as claimed in claim 5, wherein the transforming step includes the steps of conjugating the expression vector host with A. tumefaciens;
 selecting for A. tumefaciens transconjugants; and infecting plant cells with the selected A. tumefaciens.
- 40 7. A chimeric gene construction operable in plants characterised in that it comprises a promoter sequence normally operable in plant cells; and a DNA coding sequence located 3' of the promoter and coding for at least a portion of a target RNA strand normally active in plant cells, the orientation of the DNA coding sequence being reversed relative to the promoter from its normal transcription direction so that the chimeric gene causes
 45 transcription of a negative strand RNA complementary to at least a portion of the target RNA strand so as to inhibit activity of the target RNA strand in vivo.
8. A chimeric gene as claimed in claim 7, characterised by further comprising a polyadenylation sequence normally operable in plants located 3' of the DNA coding sequence.
- 50 9. A morphologically normal plant comprising in its genome a chimeric gene construction as claimed in claim 7 or 8.
10. A seed of a morphologically normal plant, said seed comprising in its genome a chimeric gene
 55 construction as claimed in claim 7 or 8.

Patentansprüche

1. Verfahren zur Hervorrufung von somatischen Veränderungen in höheren Pflanzen, umfassend die folgenden Schritte:
 - 5 - Einführen einer DNA-Sequenz einschließlich eines normalerweise in Pflanzenzellen arbeitenden Promotors und einer 3' vom Promotor lokalisierten kodierenden Sequenz in eine Pflanze, wobei die kodierende Sequenz in Bezug auf den Promotor entgegengesetzt zu ihrer normalen Leserichtung orientiert ist, wobei die kodierende Sequenz die Transkription einer Minusstrang-RNA verursacht, die gegenüber einem endogenen RNA-Targetstrang ausreichend komplementär ist;
 - 10 oder
 - Einführen einer DNA-Sequenz, die die Transkription einer Minusstrang-RNA mit ausreichender Komplementarität zu einem pathogenen RNA-Targetstrang aufweist, in eine Pflanze;
 - wobei die ausreichende Komplementarität derart ist, daß die Minusstrang-RNA in effektiver Weise an den RNA-Targetstrang bindet, um die Aktivität des RNA-Targetstrangs in vivo zu inhibieren.
- 15 2. Verfahren nach Anspruch 1, bei dem der RNA-Targetstrang eine Boten-RNA ist und die inhibierte Aktivität die Expression eines endogenen Proteins ist.
3. Verfahren nach Anspruch 1, bei dem der RNA-Targetstrang mindestens ein Teil einer pathogenen RNA
 - 20 ist.
4. Verfahren nach Anspruch 3, bei dem der RNA-Targetstrang die RNA vom Tabakmosaikvirus ist.
5. Verfahren nach Anspruch 1, bei dem der Schritt des Einführens der DNA-Sequenz in die Pflanze die folgenden Schritte umfaßt:
 - 25 - Herstellung eines Expressionsvektorplasmids einschließlich eines normalerweise in Pflanzenzellen arbeitenden Promotors und einer DNA-Sequenz, die für mindestens einen Teil der 3' vom Promotor lokalisierten Target-DNA kodiert, in einem Bakterium, wobei die DNA-Sequenz in Bezug auf den Promotor entgegengesetzt zu ihrer normalen Leserichtung orientiert ist,
 - 30 - Transformation von Pflanzenzellen in Kultur mit dem Expressionsvektor von dem Expressionsvektorplasmid, so daß die transformierten Pflanzenzellen den RNA-Minusstrang transkribieren, und
 - Regeneration der transformierten Pflanzenzellen zu vollständigen Pflanzen.
6. Verfahren nach Anspruch 5, bei dem der Transformationsschritt die folgenden Schritte einschließt:
 - 35 - Konjugation des Expressionsvektors mit A. tumefaciens,
 - Auswahl von A. tumefaciens-Transkonjuganten, und
 - Infektion von Pflanzenzellen mit dem ausgewählten A. tumefaciens.
7. In Pflanzen arbeitende chimäre Genkonstruktion, dadurch gekennzeichnet, daß sie umfaßt
 - 40 - eine normalerweise in Pflanzenzellen arbeitende Promotorsequenz, und
 - eine DNA-Kodierungssequenz, die 3' vom Promotor lokalisiert ist und für mindestens einen Teil eines normalerweise in Pflanzenzellen aktiven RNA-Targetstrangs kodiert, wobei die DNA-Kodierungssequenz in Bezug auf den Promotor entgegengesetzt zu ihrer normalen Transkriptionsrichtung orientiert ist, so daß das chimäre Gen die Transkription eines RNA-Minusstrangs verursacht, welcher komplementär zu mindestens einem Teil des RNA-Targetstrangs ist, so daß die Aktivität
 - 45 des RNA-Targetstrangs in vivo inhibiert wird.
8. Chimäres Gen nach Anspruch 7, dadurch gekennzeichnet, daß es ferner eine normalerweise in Pflanzen arbeitende, 3' von der DNA-Kodierungssequenz lokalisierte Polyadenylierungssequenz umfaßt.
- 50 9. Morphologisch normale Pflanze, die in ihrem Genom eine chimäre Genkonstruktion gemäß Anspruch 7 oder 8 umfaßt.
10. Samen einer morphologisch normalen Pflanze, wobei der Samen in seinem Genom eine chimäre
 - 55 Genkonstruktion gemäß Anspruch 7 oder 8 umfaßt.

Revendications

1. Méthode pour effectuer des changements somatiques dans des plantes d'ordre supérieur, comprenant les étapes de :
 - 5 introduire, dans une plante, une séquence d'ADN comprenant un promoteur normalement opérable dans des cellules de plante et une séquence codante placée à 3' du promoteur, l'orientation de la séquence codante étant inversée relativement au promoteur à partir de sa direction normale de lecture, laquelle séquence codante provoque la transcription d'un ARN à brin négatif ayant une complémentarité suffisante avec un brin d'ARN cible endogène ; ou
 - 10 introduire, dans une plante, une séquence d'ADN qui provoque la transcription d'un ARN à brin négatif ayant une complémentarité suffisante avec un brin d'ARN pathogène cible ; la complémentarité suffisante étant telle que l'ARN à brin négatif se lie effectivement avec le brin d'ARN cible pour inhiber l'activité in vivo du brin d'ARN cible.
- 15 2. Méthode selon la revendication 1, où le brin d'ARN cible est un ARN messager et l'activité inhibée est l'expression d'une protéine endogène.
3. Méthode selon la revendication 1, où le brin d'ARN cible est au moins une portion d'un ARN pathogène.
- 20 4. Méthode selon la revendication 3, où le brin d'ARN cible est l'ARN du virus de la mosaïque du tabac.
5. Méthode selon la revendication 1, où l'étape d'introduire la séquence d'ADN dans la plante comprend les étapes de
 - 25 construire, dans un bactérium, un plasmide de vecteur d'expression comprenant un promoteur normalement opérable dans des cellules de plante et une séquence d'ADN codant pour au moins une portion de l'ADN cible se trouvant à 3' du promoteur, l'orientation de la séquence d'ADN étant l'inverse du promoteur par rapport à sa direction normale de lecture,
 - 30 transformer les cellules de plante en culture avec le vecteur d'expression du plasmide du vecteur d'expression de manière que les cellules de plante transformées transcrivent le brin d'ARN négative, et régénérer les cellules de plante transformées dans des cellules de plantes entières.
6. Méthode selon la revendication 5, où l'étape de transformation comprend les étapes de
 - 35 conjuguer l'hôte du vecteur d'expression avec A. tumefaciens ;
 - sélectionner pour des transconjuguants de A. tumefaciens ; et
 - infecter les cellules de plantes de A. tumefaciens sélectionnées.
7. Construction d'un gène chimérique opérable dans des plantes, caractérisé en ce qu'elle comprend :
 - 40 une séquence d'un promoteur normalement opérable dans des cellules de plante ; et
 - une séquence codante d'ADN placée à 3' de promoteur et codant pour au moins une portion du brin d'ARN cible normalement actif dans les cellules de plante, l'orientation de la séquence codante d'ADN étant inversée relativement au promoteur par rapport à sa direction normale de transcription donc le gène chimérique provoque la transcription d'un ARN à brin négatif, complémentaire d'au moins une portion du brin d'ARN cible afin d'inhiber l'activité in vivo du brin d'ARN cible.
- 45 8. Gène chimérique selon la revendication 7, caractérisé en ce qu'il comprend de plus une séquence de polyadénylation normalement opérable dans des plantes et qui se trouve à 3' de la séquence codante de l'ADN.
- 50 9. Plante morphologiquement normale comprenant, dans son génome, une construction de gène chimérique selon la revendication 7 ou 8.
10. Graine d'une plante morphologiquement normale, ladite graine comprenant, dans son génome, une construction de gène chimérique selon la revendication 7 ou 8.

55

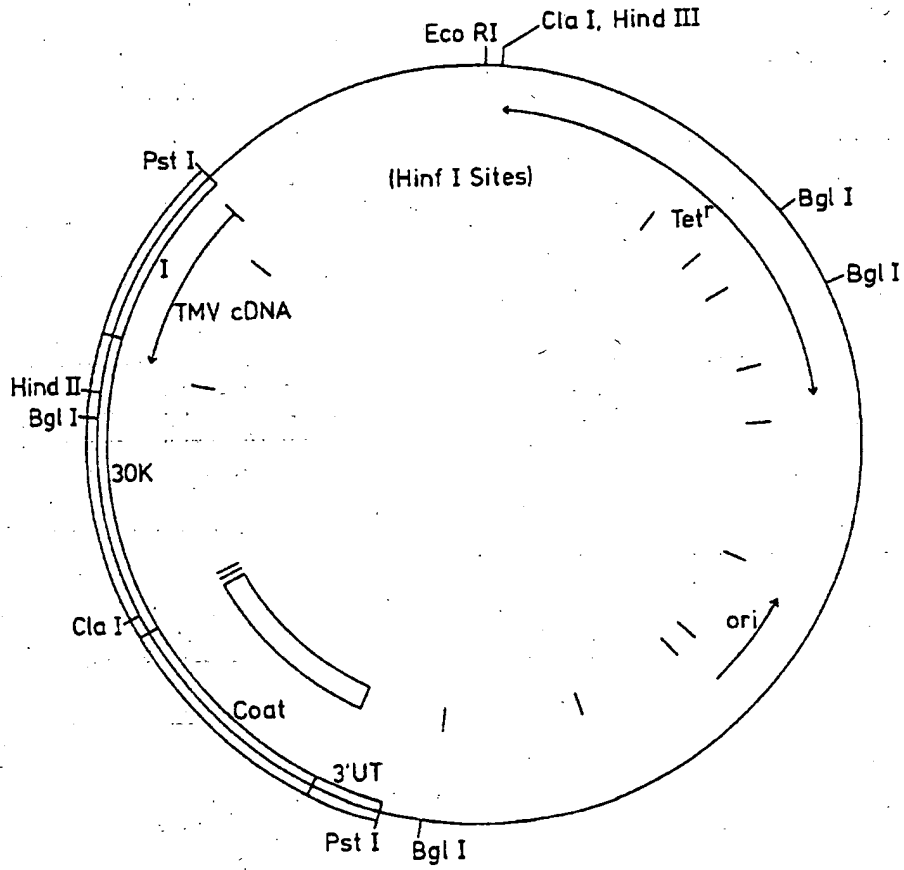


FIG. 1

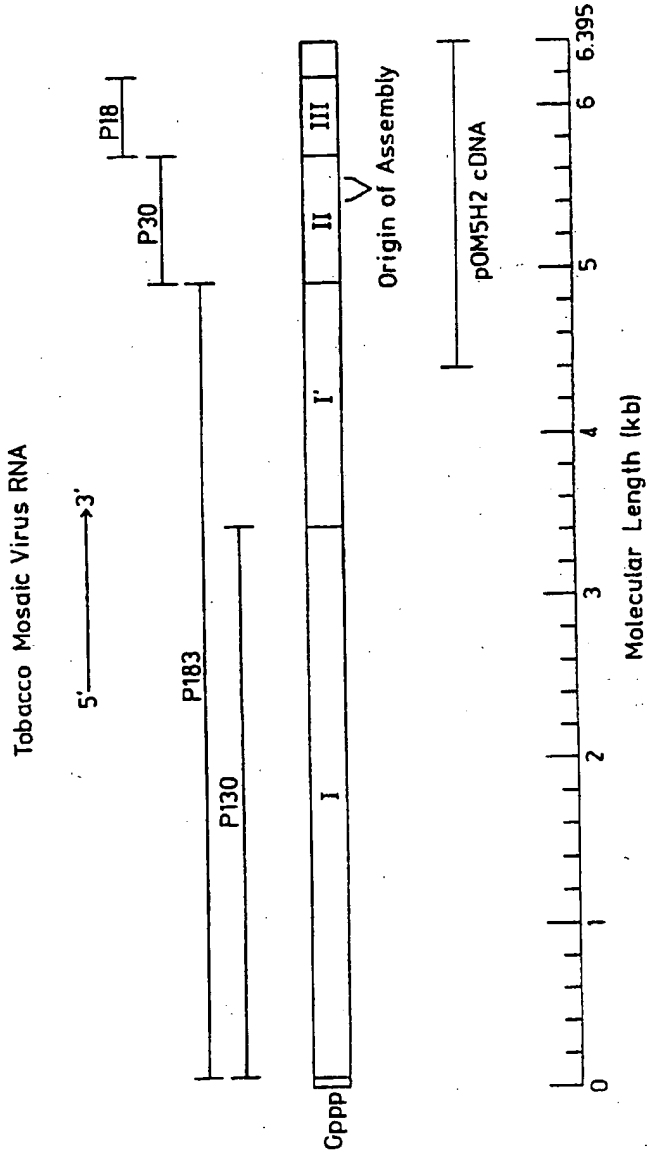


FIG. 2

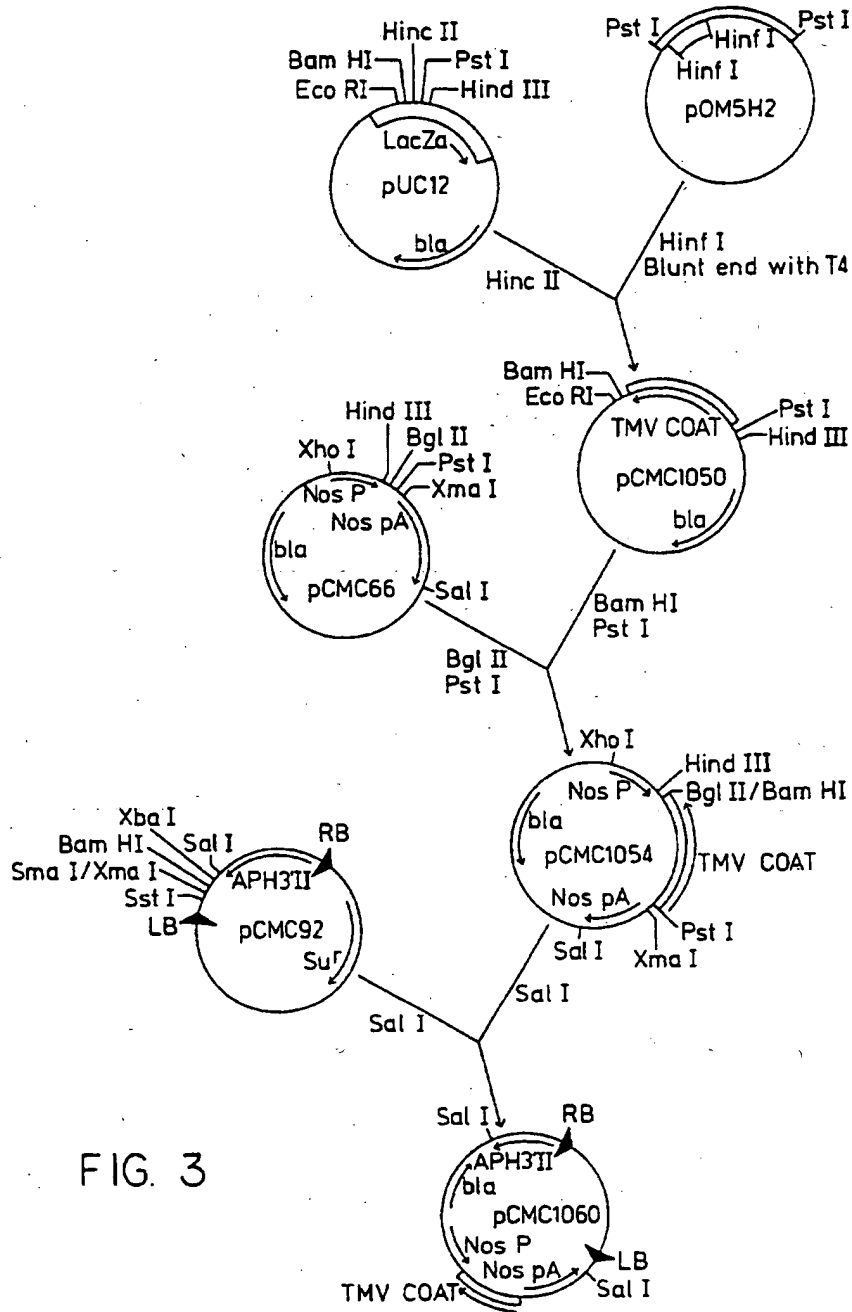


FIG. 3

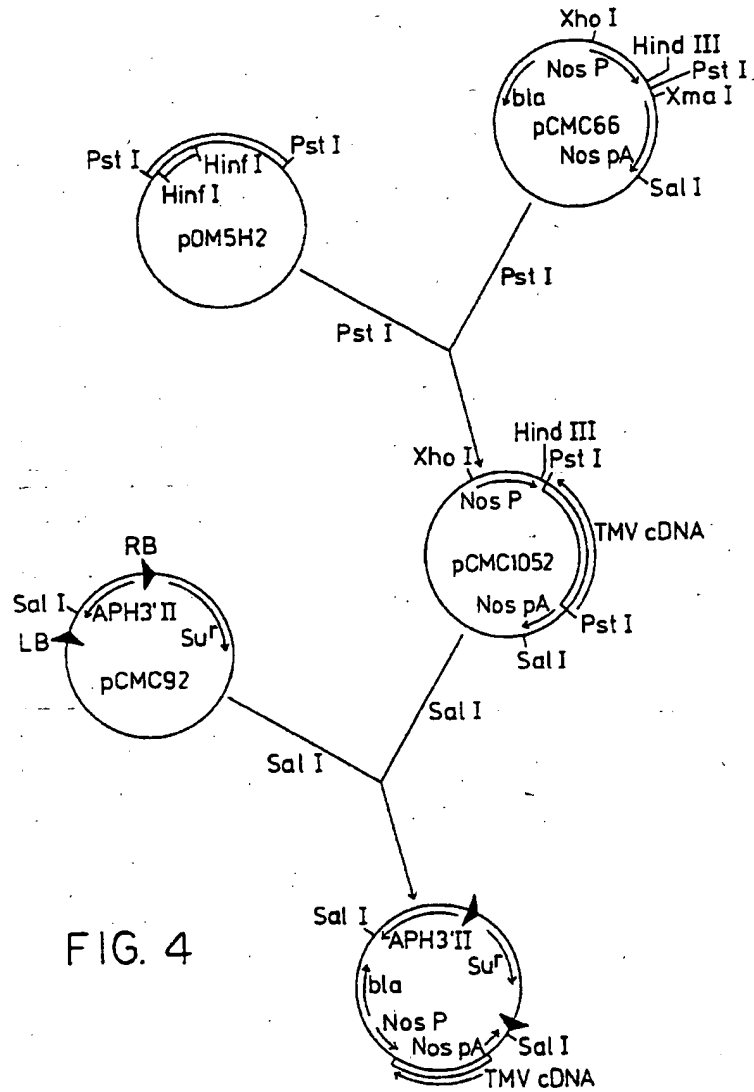


FIG. 4

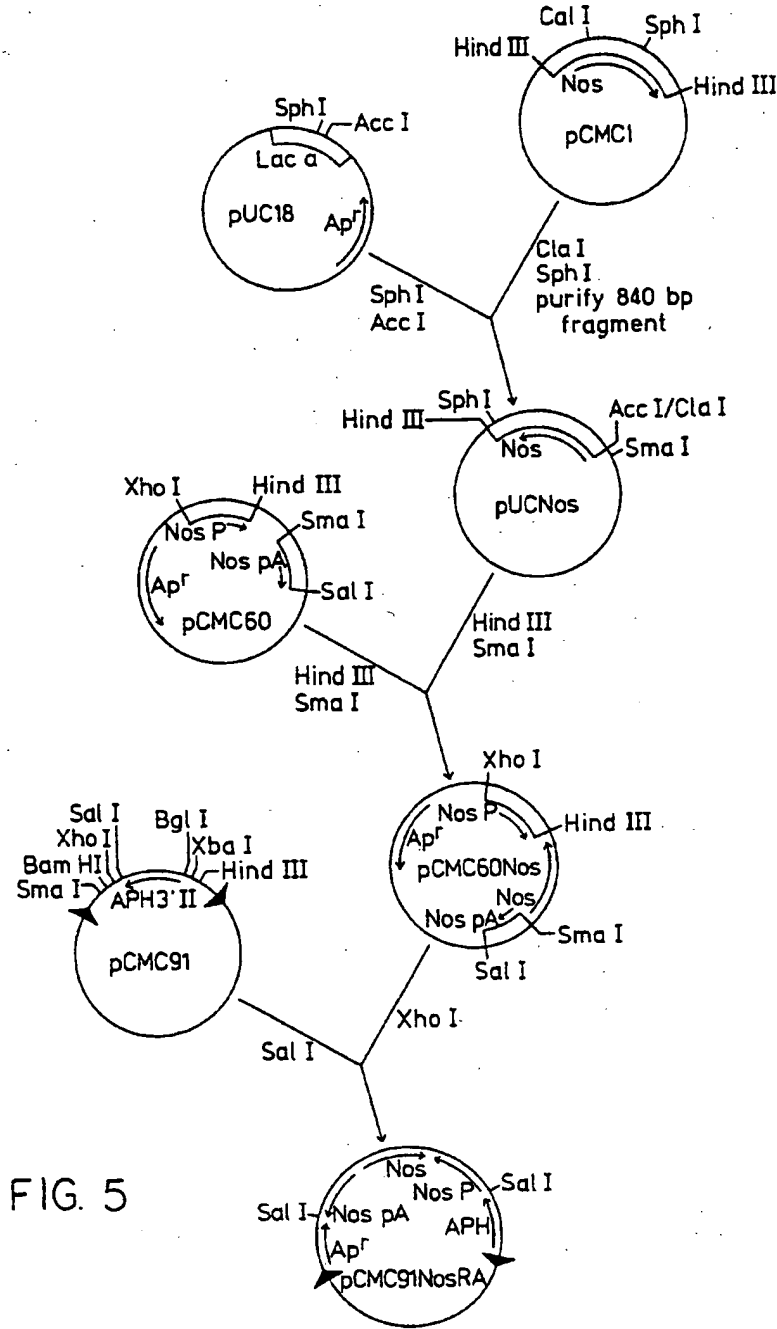


FIG. 5